

# Daily News 01 / 10 / 2019

## **De nouvelles règles pour des appareils ménagers plus durables**

La Commission européenne poursuit ses efforts pour réduire l'empreinte carbone de l'Europe et alléger la facture énergétique des consommateurs européens en adoptant aujourd'hui de nouvelles mesures en matière d'écoconception pour des produits tels que les réfrigérateurs, les lave-linge, les lave-vaisselle et les téléviseurs. Améliorer l'écoconception des produits permet de rendre tangible la prépondérance du principe d'efficacité énergétique qui sous-tend la [priorité de l'UE consacrée à l'union de l'énergie](#). Les mesures adoptées comprennent, pour la première fois, des exigences en matière de réparabilité et de recyclabilité, contribuant ainsi à réaliser les objectifs de l'économie circulaire, en améliorant la durée de vie, l'entretien, la réutilisation, la mise à niveau et le recyclage des appareils, ainsi que la gestion de leurs déchets. La Commission estime que ces mesures, doublées d'[étiquettes d'efficacité énergétique selon les normes adoptées le 11 mars dernier](#), permettront de réaliser 167 TWh d'économies d'énergie par an d'ici 2030. Cela équivaut à la consommation annuelle d'énergie du Danemark et correspond à une réduction de plus de 46 millions de tonnes d'équivalent CO<sub>2</sub>. Grâce à ces mesures, les ménages européens économiseront en moyenne 150 euros par an. Un [communiqué de presse](#) et des [questions-réponses](#) sont disponibles en ligne. (Pour plus d'informations: Anna-Kaisa Itkonen – Tél.: +32 229 56186; Lynn Rietdorf – Tél.: +32 229 74959)

## **Juncker Plan and Connecting Europe Facility provide financing for electric buses in Rotterdam**

The European Investment Bank (EIB) has signed a loan agreement worth €115 million with public transport provider RET of Rotterdam and the Metropole-region Rotterdam-The Hague. RET will use the financing to acquire new electric and diesel-hybrid buses and install related charging infrastructure. It will also renew tram and metro tracks in various points around the city. The EIB financing was made possible with the backing of the Juncker Plan's European Fund for Strategic Investments. RET will also receive a [subsidy](#) from the Connecting Europe Facility (CEF). European Commissioner for Transport, Violeta **Bulc**, said: "We are happy to support Rotterdam's efforts in making its public transport more sustainable through the Investment Plan for Europe. The city sets an example for the transition to low-emission mobility across Europe." A press release is available [here](#). As of September 2019, the Juncker Plan has mobilised €433.2 billion of additional investment, including €12.3 billion in the Netherlands. The Plan is currently supporting 972,000 small and medium businesses across Europe. (For more information: Annika Breidhardt – Tel.: +32 229 56153; Siobhan Millbright – Tel.: +32 229 57361)

## **Commissioner Malmström discusses recent trade policy developments with the**

## Advisory Group on Trade Agreements

The [Advisory Group on Trade Agreements](#) is meeting today for the 10<sup>th</sup> time since its launch in September 2017. During the meeting, Commissioner for Trade, Cecilia **Malmström**, will present the recent developments in EU trade policy, followed by a discussion with the Advisory Group members. Additionally, there will be a dedicated point on the [Japan Economic Partnership Agreement](#), which entered into force on 1 February 2019. This regular engagement is part of the European Commission's commitment to have transparent and inclusive trade policy-making. The Advisory Group is composed of non-governmental organisations operating at EU level and representing their own views and contributions for the EU trade negotiating agenda. These include employers' organisations, trade unions, representative associations, socio-economic interest groups and other civil society organisations. The meeting starts at 14h today and the relevant documents are [available online](#). (For more information: Daniel Rosario – Tel.: +32 229 56185; Clémence Robin – Tel.: +32 229 52509)

## Davantage de possibilités de stages à la Commission

Le nombre de stagiaires inscrits au [programme de stages de la Commission européenne](#), connu sous le nom de « Livre bleu » (« Blue book »), a atteint un niveau record pour cette seconde sélection de l'année 2019. À l'initiative de Günther H. **Oettinger**, commissaire chargé du budget et des ressources humaines et de Tibor **Navracsics**, commissaire chargé de l'éducation, de la culture, de la jeunesse et du sport, la Commission accueillera aujourd'hui 950 stagiaires pour commencer leur stage de cinq mois, soit 300 de plus que lors des sessions précédentes. À cette occasion, le commissaire Günther H. **Oettinger** a déclaré: « *Félicitations et bienvenue à chacune des 950 personnes sélectionnées pour commencer, aujourd'hui, un stage à la Commission européenne. Je leur souhaite de tirer le meilleur parti de leur expérience, d'apprendre autant que possible et de contribuer à nos projets. Nous avons besoin d'aide et d'enthousiasme pour façonner l'Europe ensemble. Et qui sait, certains pourraient rester parmi nous en tant que collègues et futurs managers.* » Le commissaire **Navracsics**, a déclaré: « *Je suis ravi que nous ayons réussi à augmenter le nombre de possibilités de stages que nous offrons. Plus de diplômés hautement qualifiés que jamais auront l'occasion d'acquérir une expérience rémunérée de qualité auprès de la Commission et de ses agences. C'est un excellent moyen pour eux de se familiariser avec le fonctionnement de l'UE. Pour la Commission, il est formidable d'accueillir de jeunes talents qui peuvent apporter une nouvelle perspective à nos tâches quotidiennes. En outre, ils sont de grands ambassadeurs de l'Europe et de ses valeurs dans leurs communautés locales, car ils contribuent à rapprocher les institutions et leur travail des citoyens.* » Le programme de stages rémunérés a beaucoup évolué depuis ses débuts en 1960 avec seulement trois stagiaires. Il est devenu le plus grand programme de stages au monde en termes de candidats et de stagiaires. Lors de la dernière sélection, 8 682 candidats d'Europe et du reste du monde ont posé leur candidature pour les 950 places disponibles du 1er octobre 2019 au 29 février 2020. Les stagiaires bénéficieront d'une occasion unique de travailler côte à côte avec des collègues de la Commission sur la réalisation des objectifs politiques de

l'UE. Chaque stagiaire continuera à bénéficier du soutien d'un conseiller personnel pour définir ses objectifs professionnels et les atteindre au terme de son stage. Pour ceux qui souhaitent postuler, l'enregistrement pour l'édition d'octobre 2020 du programme de stages débutera en janvier 2020. Plus d'informations sont disponibles en ligne [ici](#). (Pour plus d'informations: Nathalie Vandystadt – Tél .: +32 229 67083; Joseph Waldstein – Tél .: +32 229 56184)

### **Mergers: Commission clears Novelis' acquisition of Aleris, subject to conditions**

The European Commission has approved, under the EU Merger Regulation, the acquisition of Aleris by Novelis. The decision is conditional on the divestiture of Aleris' aluminium automotive body sheets business in Europe. Today's decision follows an [in-depth investigation](#) of the deal, which combines Novelis, the largest producer of aluminium automotive body sheets worldwide, with Aleris, an established supplier of the same product. Both companies are global manufacturers of aluminium flat rolled products and have a significant presence in the European Economic Area (EEA). The Commission found that aluminium flat rolled products, such as aluminium automotive body sheets, used in the automotive industry, are in a separate market than other aluminium products. This means that the merged entity would have had very high market shares and controlled a very significant proportion of the manufacturing capacity for aluminium automotive body sheets in the EEA. In addition, the limited number of smaller remaining competitors active in the market would not have been able to defeat a price increase, also due to their limited spare capacity. The transaction was also found to reduce the incentives of the merged entity to invest in additional manufacturing capacity. The Commission therefore had concerns that the transaction, as notified, would have resulted in higher prices for European customers for aluminium automotive body sheets. To address the Commission's competition concerns, the parties offered to divest Aleris' entire aluminium automotive body sheet business in Europe, including its production plant in Duffel, Belgium. The proposed divestiture removes the entire overlap created by the transaction. The Commission therefore concluded that the transaction, as modified by the commitments, would no longer raise competition concerns. The decision is conditional on full compliance with the commitments. The full press release is available online in [EN](#), [FR](#), [DE](#). (For more information: Lucía Caudet – Tel. +32 229 56182; Maria Tsoni – Tel.: +32 229 90526)

### **Concentrations: La Commission autorise l'acquisition de GDCV par IC, PSPIB et Greystar**

La Commission européenne a approuvé, en vertu du règlement européen sur les concentrations, l'acquisition du contrôle en commun de GDCV Residential Portfolio III LP (« GDCV »), basée aux Etats-Unis, par les sociétés Ivanhoé Cambridge Inc. (« IC »), et Public Sector Pension Investment Board (« PSPIB »), toutes deux basées au Canada, ainsi que par la société Greystar Real Estate Partners, LLC (« Greystar »), basée aux Etats-Unis. GDCV sera une entreprise commune de plein exercice, nouvellement constituée pour acquérir

des parcelles de terrain ou des baux fonciers, ainsi que pour développer des actifs multifamiliaux aux Etats-Unis à des fins d'investissement. IC est un investisseur immobilier d'envergure mondiale. PSPIB est actif dans la gestion des placements des régimes de retraite au Canada, notamment pour des placements en biens immobiliers et en infrastructures. Greystar est active dans le développement, l'acquisition et la gestion de projets et de portefeuilles de logements locatifs à l'échelle mondiale. La Commission a conclu que la concentration envisagée ne soulèverait pas de problème de concurrence, car GDCV n'exerce et ne prévoit d'exercer aucune activité sur le territoire de l'Espace économique européen. La transaction a été examinée dans le cadre de la procédure simplifiée de contrôle des concentrations. De plus amples informations sont disponibles sur le [site internet concurrence](#) de la Commission, dans le [registre public](#) des affaires sous le numéro d'affaire [M.9467](#). (Pour plus d'informations: Lucía Caudet – Tel. +32 229 56182; Maria Tsoni – Tel.: +32 229 90526)

### **Mergers: Commission clears joint venture between Ardagh Group and Element**

The European Commission has approved, under the EU Merger Regulation, the acquisition of joint control over a newly created joint venture by Ardagh Group S.A. of Luxembourg and Element Holdings II LLP ("Element") of the US, a subsidiary of Ontario Teachers' Pension Plan Board of Canada. Both Ardagh Group and Element, through its Exal subsidiaries, produce and supply metal packaging products. The joint venture will combine Element and Ardagh's Food and Specialty business, and will be active in the production of food, nutrition, paint & coatings, aerosols and other specialty cans as well as aluminium bottles. The Commission concluded that the proposed transaction would raise no competition concerns given the minimal horizontal overlaps and vertical links between the activities of the companies. More information is available on the Commission's [competition](#) website, in the public [case register](#) under the case number [M.9491](#). (For more information: Lucía Caudet – Tel. +32 229 56182; Maria Tsoni – Tel.: +32 229 90526)

### **Eurostat: Le taux d'inflation annuel de la zone euro en baisse à 0,9% (estimation rapide – septembre 2019)**

Le taux d'inflation annuel de la zone euro est estimé à 0,9% en septembre 2019, contre 1,0% en août selon une estimation rapide publiée par Eurostat, l'office statistique de l'Union européenne. S'agissant des principales composantes de l'inflation de la zone euro, l'alimentation, l'alcool et le tabac devrait connaître le taux annuel le plus élevé en septembre (1,6%, comparé à 2,1% en août), suivis des services (1,5%, comparé à 1,3% en août), des biens industriels hors énergie (0,3%, stable comparé à août) et de l'énergie (-1,8%, comparé à -0,6% en août). Un communiqué de presse est à votre disposition [en ligne](#). (Pour plus d'informations: Annika Breidhardt – Tél.: +32 229 56153 ; Enda McNamara – Tél.: +32 229 64976; Annikky Lamp – Tél.: +32 229 56151)

### **ANNOUNCEMENTS**

## Commissioner Stylianides in Greece

Commissioner for Humanitarian Aid and Crisis Management Christos **Stylianides** is in Athens, Greece today and tomorrow to meet with representatives of NGO, Government authorities and Greek civil protection. Today he will receive the 'Andreas Yannopoulos' Award from *Smile of the Child*, a Greek child welfare NGO, in recognition of his work in promoting the welfare of vulnerable children in Greece and around the world. The award will be delivered in the presence of the President of the Hellenic Republic, Prokopios Pavlopoulos. Thanks to EU humanitarian funding, *Smile of the Child* carried out humanitarian projects in Greece that provided protection to hundreds of vulnerable refugee and migrant minors, including chronically ill children, victims of abuse, and children at risk of violence, trafficking or smuggling. During his visit, the Commissioner is also meeting the Mayor of Athens, Costas Bakoyannis, and Nikos Hardalias, Secretary-General for Civil Protection to discuss the enhancement of the EU Civil Protection Mechanism. (For more information: Carlos Martin Ruiz De Gordejuela – Tel.: +32 229 65322; Daniel Puglisi – Tel.: +32 229 69140)

[Upcoming events](#) of the European Commission (ex-Top News)

---

## [The new ecodesign measures explained](#)

### 1. What has the Commission adopted today?

Today, the Commission adopted 10 ecodesign implementing regulations, setting out energy efficiency and other requirements for the following product groups:

- Refrigerators
- Washing machines
- Dishwashers
- Electronic displays (including televisions)
- Light sources and separate control gears
- External power suppliers
- Electric motors
- Refrigerators with a direct sales function (e.g. fridges in supermarkets, vending machines for cold drinks)
- Power transformers
- Welding equipment

Eight of these regulations revise already existing requirements, whereas refrigerators with a direct sales function and welding equipment are regulated for the first time.

### 2. What are the overall benefits of the Ecodesign and Energy Labelling Package?

The European Commission estimates that this package of measures will deliver 167 TWh of final energy savings per year by 2030. This is equivalent to the annual energy consumption of Denmark.

These savings correspond to a reduction of over 46 million tonnes of CO<sub>2</sub> equivalent.

More importantly, through these measures European households save on average 150 EUR per year.

These savings come on top of the savings achieved by the existing ecodesign measures and energy labels.

### **3. How are these measures linked with the new EU energy labels?**

Six of the product groups that are subject to new and revised ecodesign requirements, are also covered by [new energy labelling rules](#), i.e. Refrigerators, Washing machines, Dishwashers, Electronic displays (including televisions), Light sources and Refrigerators with a direct sales function.

In particular for consumer products, ecodesign and energy labelling go hand in hand providing European consumers with valuable information and thereby enabling them to make an informed choice and eventually drive the market towards more energy efficient products.

### **4. How do these measures help contribute to the circular economy and the protection of the environment?**

The [Ecodesign Working Plan 2016-2019](#) identified the potential of ecodesign measures to contribute significantly to circular economy objectives. Preparatory and review studies for product specific measures now systematically consider resource efficiency aspects.

Decisions made at the design phase greatly influence what happens during the use and end-of-life phases, not only in terms of energy consumption, but also in terms of life span, maintenance, repair, reuse, upgrade, recyclability and waste handling.

These measures also bring benefits at macroeconomic level, by reducing Europe's energy bill through energy savings and by reducing greenhouse gas emissions. In this way, they represent a direct contribution to the implementation of the Paris Agreement.

This set of ecodesign measures is a concrete contribution to our circular economy and climate objectives. In particular, measures are included for the first time under ecodesign to support the reparability and recyclability of products. Moreover, existing requirements on durability (for lighting), water consumption (for dishwashers and washing machines) and marking of chemicals were also revised and adapted as appropriate.

### **5. What improvements have been proposed on reparability and durability of appliances?**

In order to promote reparability, and therefore to increase the lifespan of appliances, several ecodesign measures aim at facilitating products repair by ensuring the availability of spare parts, in particular that:

- spare parts are available over a long period of time after purchase, e.g.:
  - o 7 years minimum for refrigerating appliances (10 years for door gaskets);
  - o 10 years minimum for household washing-machines and household washer-dryers;
  - o 10 years minimum for household dishwashers (7 years for some parts for which access can be restricted to professional repairers);
  - o moreover, during that period, the manufacturer shall ensure the delivery of the spare parts within 15 working days.
- spare parts can be replaced with the use of commonly available tools and without permanent damage to the appliance;

In order to enhance the repair market, manufacturers have to ensure the availability of repair and professional maintenance information for professional repairers.

#### **6. What improvements have been proposed on better water use?**

Ecodesign measures for washing machines, washer-dryers, and dishwashers set a maximum use of water per cycle.

At the same time, a minimum of washing efficiency and rinsing effectiveness are required so that the reduction of water use is not achieved to the detriment of washing and rinsing performance.

For household washing machines and household washer-dryers, the impact assessment of the new measures estimates that 711 million m<sup>3</sup>/year water savings can be achieved by 2030. As for dishwashers, water savings should amount to 16 million m<sup>3</sup>/year by 2030.

#### **7. Are other non-EU countries adopting these ecodesign measures?**

No. EU ecodesign measures only apply to products placed on the Union market, independently of where they are manufactured. However, many other countries look to the European Union for inspiration when developing their own policies in this area.

#### **8. What is the legislative framework in place for ecodesign and energy labelling?**

In the EU, the [Ecodesign Framework Directive](#) sets a framework requiring manufacturers of energy-related products to improve the environmental performance of their products.

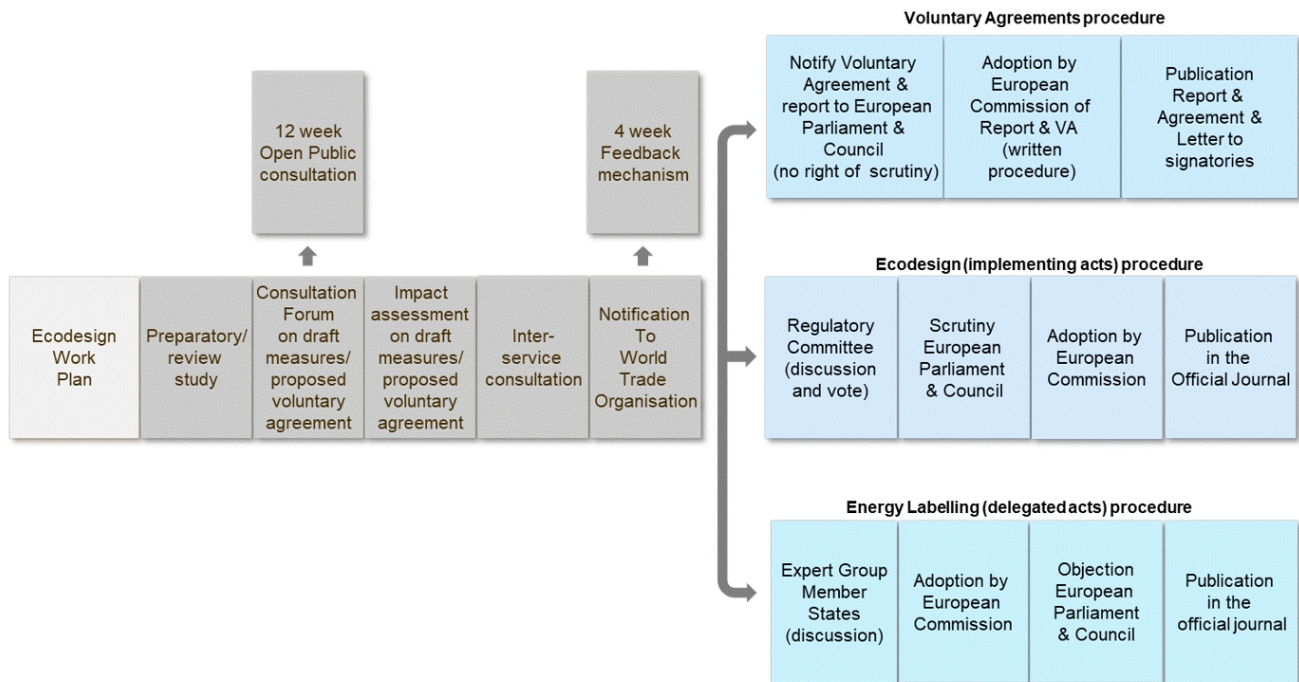




notification database.

Once this phase is completed, the two procedures follow different paths. The draft energy labelling delegated acts are discussed in a Member State expert group where opinion(s) are expressed and consensus is sought but no vote is taken. The draft ecodesign measures are submitted for vote to the regulatory committee.

The European Parliament and Council have the right of scrutiny for a period of up to four months is foreseen. If no objection is received, the measures are published in the Official Journal and enter into force.



## [Philip R. Lane: Globalisation and monetary policy](#)

SPEECH

### **Speech by Philip R. Lane, Member of the Executive Board of the ECB, at the University of California**

Los Angeles, 30 September 2019

It is a pleasure to contribute to UCLA's Master of Applied Economics Distinguished Speaker Series. <sup>[1]</sup> Los Angeles is a good setting for me to reflect upon the importance of globalisation: around USD 300 billion of US

imports and exports pass through the port here every year – around half of which are to or from China – while Californian firms are at the forefront of many global industries.<sup>[2]</sup> Globalisation has fundamentally reshaped how the major advanced economies operate (including both the euro area and the United States). The rest of the world is a major destination for the goods and services these design and produce, while providing a broad choice of imports for domestic producers and consumers.<sup>[3]</sup> Alongside this, the financial systems of the advanced economies have been transformed through global financial flows, while the technological frontier is driven by the global pace of innovation.

It directly follows that central banks must take into account the impact of globalisation on both macro-financial dynamics and the transmission mechanisms through which monetary policy operates. Accordingly, my aim in this lecture is to analyse some dimensions of how globalisation affects the monetary policy of the ECB. To set the scene, I will first review some key indicators of globalisation. I will then outline how globalisation can be incorporated into the conceptual frameworks that we employ to think about monetary policy. And finally, in order to make a direct link between the topic of globalisation and the current conduct of monetary policy, I will discuss the role of external factors in the current slowdown in the euro area.

A fundamental shift in the global economy has been the increasing share of emerging and developing countries in world GDP, which has characterised the past two decades (Chart 1). Mechanically, it reflects the higher growth potential of economies that are catching up with advanced economies by closing the technology gap, improving institutional capacity and fostering the accumulation of physical and human capital.<sup>[4]</sup> And, in the aggregate, faster population growth has also played an important role. Emerging and developing countries were also somewhat less exposed to the excessive leverage and risk-taking that was at the root of the 2008-09 global financial crisis, and their resilience during that period (which also reflected countercyclical fiscal and monetary policy) resulted in a further upward shift in their relative share in global output and gave the momentum of the world economy a crucial boost.

Chart 1

Evolution of distribution of world GDP in USD

(percentage shares of world GDP)



Sources: IMF World Development Indicators and Haver Analytics.

The growing contribution of emerging market economies to global GDP is mirrored in their rising contribution to global trade, as you can see in Chart 2.

## Chart 2

Evolution of distribution of world nominal imports in USD

(percentage shares of total imports)



Sources: IMF World Development Indicators, IMF World Economic Outlook and Haver Analytics. Note: For the euro area, the data shown reflect imports of goods and services from outside the euro area.

The expansion in international trade has been accompanied by the integration of production activities across borders, both through the expansion of multinational firms and the complex production chains that link firms specialising in different production stages across countries (Chart 3).

## Chart 3

Global value chain participation

(foreign value added as a percentage of gross exports)



Sources: UNCTAD EORA database and ECB staff calculations. Notes: The global value chain participation figure for 2018 is based on now-casting. The sample includes 190 countries.

Turning to financial globalisation, indicators of international financial trade increased from the early 1990s until the global financial crisis and have essentially moved in proportion to global output growth since then (Chart 4).

## Chart 4

Evolution of external assets

(percentage shares of world GDP)



Sources: External Wealth of Nations database (Lane and Milesi-Ferretti) and ECB staff calculations. Note: Aggregates for advanced economies, financial centres and emerging and developing countries are defined as in Lane, P. R. and Milesi-Ferretti, G.-M. (2018), "The External Wealth of Nations Revisited: International Financial Integration in the Aftermath of the Global Financial Crisis", IMF Economic Review, 66(1), 189-222.

One explanation for the pause in the rise in cross-border asset holdings is a

composition effect. While emerging economies account for an increasing share of global GDP, these remain less financially integrated than advanced economies. Another reason is the contraction in debt instruments as a percentage of world output, which has been partially counterbalanced by a rise in direct investment and, to a lesser extent, in portfolio equity positions (Chart 5).

In a recent collaboration with Gian Maria Milesi-Ferretti, we have documented that this expansion of foreign direct investment primarily reflects positions vis-à-vis international financial centres.<sup>[5]</sup> This phenomenon is, in turn, related to the corporate structure of large multinational corporations. The decline in foreign ownership of debt instruments, by contrast, is partly the legacy of the euro debt crisis.<sup>[6]</sup>

## Chart 5

Change in ratio of external assets to world GDP, 2007-17

(percentage shares of world GDP)



Sources: External Wealth of Nations database (Lane and Milesi-Ferretti) and ECB staff calculations.

Over time there has also been a substantial increase in the degree of correlation across countries and across a range of macroeconomic and financial indicators (Chart 6).<sup>[7]</sup> While common shocks undoubtedly play a central role in explaining these high correlations, it seems plausible that the increase in the extent of real and financial linkages may also have contributed to this pattern. To take just one example, Chart 7 shows the striking correlation between global capital flows and a global factor of equity returns.<sup>[8]</sup>

The role of common international factors in the determination of yield curves has also been widely documented. I will return to the interlinkages between the US dollar and euro-denominated bond yield curves later on but, at a global level, the demand from emerging and developing economies for safe assets has been a contributing factor to the compression of term premia both in the United States and in Europe.<sup>[9]</sup>

From a central banking perspective, there is much interest in the active research debate on whether and how globalisation may influence inflation outcomes, with the recent paper by Kristin Forbes just the latest contribution to this debate.<sup>[10]</sup> At the same time, it is worth keeping in mind that the average correlation of inflation across countries has actually slightly decreased compared with the 1990s. Moreover, while commodity price fluctuations are an important common factor influencing headline inflation around the world, core inflation is less correlated across countries than headline inflation. Recent research has also emphasised that cross-country correlations of inflation tend to be smaller at longer horizons.<sup>[11]</sup>

## Chart 6

Distribution of pairwise cross-country correlations of selected real and financial variables

(y-axis: fraction; x-axis: correlation coefficient)



Sources: Ca' Zorzi, M. et al. (2019) op. cit., IMF World Development Indicators, Bloomberg and IMF Global Financial Stability Report. Notes: The data cover 53 advanced and emerging economies at annual frequency. The solid line indicates the median and the dashed line indicates the correlation between the United States and the euro area.

## Chart 7

Capital flows and Global Stock Market Factor since the 1990s



Sources: Habib, M. and F. Venditti (2019), op. cit. Notes: Capital flows are a four-quarters moving average of total "gross capital inflows" aggregated over 50 economies and reported as a percentage of total GDP. The global stock market factor is constructed from a dynamic factor model for stock returns in 63 countries. Latest observation: Q2 2018.

The increase in international financial integration in recent decades has also been accompanied by the emergence of larger and more persistent external imbalances. This stands in contrast to the limited external imbalances observed in the 1960s and 1970s.<sup>[12]</sup> While current account imbalances largely narrowed after the global financial crisis, a striking feature of the current configuration is that the euro area is running a substantial surplus, while the largest external deficit is run by the United States (Chart 8).

## Chart 8

Evolution of current account balances

(percentage shares of world GDP)

Sources: IMF World Economic Outlook and ECB staff calculations.

## Chart 9

Evolution of net international investment positions

(percentage shares of world GDP)


Sources: IMF International Financial Statistics and ECB staff calculations.

In terms of external stock imbalances (the difference between external assets and external liabilities), net international investment positions remain substantial and have even widened in recent years (Chart 9).

Finally, the denomination of international trade in goods and assets is heavily concentrated in a small set of currencies: the US dollar has a predominant global role, with the euro the second-ranked global currency and especially important at the regional level (Chart 10). I will return to the some of the implications later, but a wider discussion of the international monetary system is beyond the scope of this lecture.<sup>[13]</sup>

Chart 10

Snapshot of the international monetary system

(percentages) 

Sources: BIS, CLS Bank International, IMF, SWIFT and ECB calculations. See also ECB (2019). Note: The latest data are for the fourth quarter of 2018 or the latest available.

There are several reasons why globalisation has important implications both for the transmission of shocks and the conduct of monetary policy.

## **Globalisation and domestic shocks**

While enhanced international risk-sharing should dampen the national impact of economic and financial shocks, the international mobility of factors of capital, labour, finance, firms and technologies can either amplify or dampen shocks.<sup>[14],[15]</sup> For instance, in relation to amplification, a boost to the domestic business environment can trigger a larger output response than in a closed economy, since the prospect of higher investment returns and higher wages draws in capital and labour from abroad. Conversely, a negative shock may be amplified by capital outflows and net emigration. In terms of cross-border financial integration, a domestic boom-bust cycle can be amplified if domestic residents take on extra foreign leverage during the upswing that then requires additional deleveraging during the downturn.


Similarly, in relation to dampening, firms can opt to extend overseas production or switch to imported inputs if a boom triggers rising domestic cost pressures. In the other direction, if a recession is associated with a decline in domestic costs, the end of the recession can be brought forward by the entry of foreign firms and capital that are attracted by the improvement in the cost base. The dampening of the cycle is also facilitated by international financial risk-sharing, with domestic risks partly transferred to foreign investors through direct ownership and portfolio equity claims, and domestic residents holding diversified portfolios that include foreign assets.<sup>[16]</sup>

## A shock to export demand

In a globalised economy, external shocks can be a significant driver of the domestic economy. To illustrate the importance of the external sector for the performance of the euro area economy, Chart 8 shows results from a simulation of a negative foreign shock in the ECB's in-house model for the euro area economy, the New Area-Wide Model II.<sup>[17]</sup> In the absence of a monetary policy response, the shock to foreign demand induces substantial declines in exports, output and inflation. However, a reactive monetary policy dampens the shock, since a reduction of the policy interest rate improves financial conditions and stimulates domestic consumption and investment. Chart 11 shows both the potential damage caused by a foreign shock and the pivotal role of monetary policy in determining the ultimate net impact.<sup>[18]</sup>

Chart 11

Effects of an export demand shock on euro area GDP

(percentage deviation from trend/steady state)

Sources: New Area-Wide Model II and ECB calculations. Note: An export preference shock is considered to reflect a drop in exports peaking at 4% deviation from their steady state value. Under exogenous monetary policy the central bank here is assumed not to change its short-term interest rate for six quarters in response to the shock, which is akin to policy being constrained by a lower bound on the short-term interest rate. Under endogenous monetary policy the central bank adjusts its short-term policy rate (a Taylor-rule estimated for the euro area), while the exercise abstracts from other policy instruments. The model is solved under perfect foresight, see for the technical implementation Adjemian, S. and Juillard, M. (2014), "Assessing long run risk in a DSGE model under ZLB with the stochastic extended path approach", mimeo.

## A shock to tariffs

A further illustration of sensitivity to the external environment can be seen in the impact of a "de-globalisation" shock that raises trade costs. In recent years, we have observed a surge in protectionist measures, with a simple metric indicating that the number of harmful interventions has outpaced that of liberalising interventions, especially since mid-2018 (Chart 12).

Chart 12

Evolution of the number of newly implemented trade policy measures

(number of trade interventions)

Source: Global Trade Alert. Note: Data adjusted for reporting lags. Latest

observation: 2018.

Recent trade tensions and existing and prospective threats (including the risk of a hard Brexit) have the potential to disrupt prices and activity globally.<sup>[19]</sup> From a macroeconomic perspective, protectionism can be interpreted as a negative supply shock.<sup>[20]</sup>

More generally, protectionism can influence prices and activity via several channels. First, the increase in trade costs may alter the prices and volumes of internationally traded products (the trade channel). To the extent that producers and distributors pass through the increases in tariff and non-tariff barriers, there will be upward pressure on the prices of imported inputs and final products. These cost pressures work not only via directly imported products, but also via complex international production chains that magnify the effect of any increase in trade costs. Since products cross the border several times during the various stages of production, tariff costs accumulate due to a cascading effect.<sup>[21]</sup>

In the short run, firms may absorb cost increases through lower markups, but the increase in costs should eventually pass through into higher prices. Of course, the way trade cost effects are passed through crucially depends on the margin adjustment of both exporting and importing firms, which in turn hinges on several factors, such as the degree of competitiveness in the specific sector, product quality and the currency of invoicing of trade flows. In addition, the higher prices of imported products can also induce domestic customers to switch from imported to domestically produced products.

This switch can give rise to allocative distortions along supply chains and affect competitiveness and productivity as well as, in turn, prices and potential output (the productivity channel). Trade barriers impede the efficient allocation of production factors across borders and protect domestic industries against foreign competition. However, these cost-push effects on price dynamics might be counterbalanced to some extent by an overall decrease in aggregate demand, which has deflationary consequences.

In addition, higher trade costs and rising uncertainty over future trade policies, coupled with financial stress, could also amplify the impact of rising protectionism on economic activity in the short run. For example, households and firms may delay spending and investment as prospects become more uncertain.<sup>[22]</sup> In response to uncertainty shocks, firms can also adjust their inventory policies by disproportionately cutting their foreign orders of intermediate goods, with a disproportionate impact on international trade flows.<sup>[23]</sup> Financial risk premia could increase as a result of the re-evaluation of multinational firms and associated revisions in cross-border financial flows.


Model-based results of a scenario simulating an increase in trade costs illustrate how various transmission channels operate (Chart 13).<sup>[24]</sup> For illustrative purposes, consider a hypothetical case in which the United States raise tariffs and non-tariff barriers by 10 percent on imports from all trading partners and other countries raise tariffs and non-tariff



barriers by 10 percent on imports from the United States. The results show that the increase in trade costs would induce domestic consumers and firms in the United States to replace foreign suppliers with domestic alternatives. However, these positive effects on activity are more than offset by the increase in prices of imported intermediate and final products and by the reduction in US exports caused by retaliatory measures. In addition, there could be negative confidence effects, which would further depress US GDP. Other countries may also gain competitiveness vis-à-vis US producers in third markets. It follows that the trade effects on activity can be positive for some countries (China and the euro area in this specific scenario). However, negative confidence effects may outweigh these outcomes. Overall, global trade and activity could fall substantially as a result of the combined effects via the trade and confidence channels.

### Chart 13

Estimated impact of a hypothetical scenario of a mutual increase in tariffs on GDP – first-year effects

(GDP response, deviation from baseline levels; percentages) 

Source: “The economic implications of rising protectionism: a euro area and global perspective”, *Economic Bulletin*, Issue 3, ECB, April 2019. Note: The scenario assumes that the United States increases tariff and non-tariff barriers on imports from all countries by 10% and US trade partners respond symmetrically.

## **The international dimension of monetary policy transmission**

So far, I have focused on how globalisation affects the propagation of domestic and external shocks. However, globalisation also shapes the transmission of monetary policy. From a conceptual perspective, monetary policy spillovers propagate via three channels: (i) an aggregate demand channel; (ii) a multi-faceted financial channel; and (iii) an exchange-rate competitiveness channel. Recent research has highlighted the importance of understanding all three channels – the second and third channels in particular may not be as straightforward as presented in textbooks.

First, the aggregate demand channel is simply based on changes in import demand. Since contractionary monetary policy action curbs consumption and investment, it also entails lower demand for imports. This constitutes a negative demand shock for the rest of the world and is contractionary for trading partners.

Second, the financial channel works through the effect of domestic policy on foreign financial conditions. One dimension of the financial channel is based on the effect of the exchange rate on the local-currency valuation of foreign-currency denominated assets and liabilities. A country that is a net

borrower on international financial markets in US dollars will experience a negative wealth effect when US monetary policy is tightened. This means that an exchange rate valuation wealth effect implies a contractionary monetary policy spillover. Such valuation effects can be particularly powerful when exchange rate fluctuations change the value of collateral denominated in foreign currency, and thereby affect borrowing and leverage.<sup>[25]</sup> Again, given the dominance of the US dollar in global financial markets, spillovers from US monetary policy through this channel may be particularly sizeable.<sup>[26]</sup> This channel is especially important for emerging and developing economies, as these rely more on foreign-currency funding.

Another dimension of the financial channel operates through portfolio rebalancing.<sup>[27]</sup> In particular, cross-border portfolio balance effects arise from imperfect substitutability between short and long-term bond portfolios, as well as between domestic and foreign bonds within investors' portfolios.<sup>[28]</sup> Suppose that agents in each country can hold domestic and foreign short and long-term government bonds, but they cannot perfectly substitute among these four types of bonds. In this set-up, portfolio balance effects arise as yields react to changes in the relative supply of bonds. For example, a reduction in the relative supply of euro area long-term bonds due to asset purchases by the ECB leads to a decrease in long-term yields in the euro area. Since bond supplies directly affect the term premium, this occurs even when short-term rates are unchanged. In turn, the international portfolio re-balancing channel leads to a reduction in term premia and long-term yields in the rest of the world, as the ECB's asset purchases increase through portfolio rebalancing the demand for rest-of-the-world long-term bonds.

Of course, the degree of substitutability across bonds of different maturities and origins is crucial for the magnitude of spillovers from central bank asset purchases through the portfolio re-balancing channel. For example, a relatively low elasticity of substitution between short- and long-term bonds implies a sizeable domestic effect of the ECB's asset purchases on term premia, whereas a relatively high elasticity of substitution between domestic and rest-of-the-world bonds is key for generating large spillovers from to rest-of-the-world term premia. In fact, there is empirical evidence suggesting that portfolio re-balancing is an important conduit for spillovers from central bank asset purchases in large economies.<sup>[29]</sup> The financial channel of exchange rates and cross-border portfolio re-balancing are just two dimensions of a more complex of the more broadly defined financial channel of monetary policy spillovers, and quite some research – including at the ECB – is under way to shed more light on how monetary policy in systemic economies affects the rest of the world.

Third, the traditional exchange rate channel of monetary policy spillovers operates through changes in the relative prices of domestic and foreign goods. A monetary policy tightening generally causes the exchange rate to appreciate. To the extent that the relative prices of domestic and foreign goods are affected by the exchange rate appreciation, a monetary policy tightening at home elicits expenditure switching at home and abroad. Expenditure switching under the exchange rate channel of monetary policy

spillovers thus rotates demand at home and abroad, but where and in which direction the rotation takes place depends on a string of factors.


Two factors that have received some attention recently are the invoicing currency of exports.<sup>[30]</sup> If export prices are sticky in domestic currency, an exchange rate appreciation makes domestic goods less competitive in world markets, shifting expenditure abroad and at home away from domestic goods. This traditional analysis is based on the Mundellian assumption of “producer currency pricing” (PCP).<sup>[31]</sup> Discussions about the external effects of policy actions in politics and the media are typically implicitly based on this assumption.

In contrast, if export prices are sticky in a foreign currency, the relative price of imports and domestically produced goods in terms of the currency of the importer is not affected by the exchange rate appreciation and exchange rate pass-through is incomplete. In this case, monetary policy spillovers through expenditure switching are muted. This latter case traditionally corresponds to the setting in which export prices are sticky in the currency of the importer, referred to as “local currency pricing” (LCP). More recently, emphasis has shifted to an alternative setting, namely one in which export prices are sticky in a dominant currency regardless of the trading partners involved, in particular the US dollar. This setting of “dominant currency pricing” (DCP) has particularly important implications for the global spillovers from US monetary policy.

The differences in monetary spillovers through expenditure switching under the exchange rate channel across these different invoicing settings can be illustrated by a scenario analysis using the structural model for the global economy used at the ECB.<sup>[32]</sup> For example, a tightening in US monetary policy that is followed by a multilateral appreciation of the US dollar elicits a much stronger slowdown in global trade under DCP than under PCP (Chart 14).

The reason is that a larger share of global trade prices is sticky in US dollars under DCP, even if the related trade does not involve the United States. As a result, a larger share of global imports becomes more expensive in local currency terms in response to the appreciation of the US dollar, which elicits expenditure switching from imports to domestically produced goods.

Chart 14

Model simulations of the impact of a US monetary policy shock in ECB-Global (average effect over one year) 

Sources: Georgiadis, G. and S. Mösle, “Introducing dominant currency pricing in the ECB’s global macroeconomic model”, *International Finance, forthcoming* and ECB (2019), “The international role of the euro”.

The emphasis on the importance of the currency in which export prices are sticky is not just an academic curiosity. In fact, as mentioned before, the

US dollar is the dominant currency in global trade, notably also for transactions that do not involve the United States (Chart 15). Emerging economies, in particular, invoice the bulk of their imports and exports in US dollars. In Europe, the euro assumes a similar role for trade within the region.

#### Chart 15

Currency invoicing patterns

(percentages)



Sources: Gopinath, G. (2016), "The International Price System." Jackson Hole Symposium Proceedings, Eurostat and ECB staff calculations. Note: The data generally cover the time period from 1995 to 2012. AE = advanced economies; EME = emerging market economies.

There is some support for the model predictions of the importance of US dollar invoicing for monetary policy spillovers. The degree of exchange rate pass-through to import prices from bilateral changes in the US dollar is high, while movements of effective exchange rates excluding the US dollar are muted (Chart 16).<sup>[33]</sup>

#### Chart 16

Exchange rate pass-through to import prices

(y-axis coefficient estimates with 90% confidence bands; x-axis: years)

Sources: BIS, OECD and ECB staff calculations. Notes: The chart is based on coefficients estimated in a regression of the changes in import prices on the changes in exchange rates and other controls using quarterly data and including country and time fixed effects. All variables are in logs. Import and export prices are calculated as unit value indices and include trade in both goods and services. Exchange rates are defined such that an increase implies a depreciation of the domestic currency (in effective terms or against the US dollar). The NEER excluding the US dollar is obtained as the residual from a country-by-country regression of the NEER on the bilateral exchange rate with the US dollar.

Furthermore, ECB research suggests that the output effects from a US dollar appreciation are larger for an economy receiving spillovers that features a higher export-import US dollar invoicing share differential: that is, a higher share of exports but a lower share of imports invoiced in US dollars (Chart 17). The mechanism at play is that net exports suffer more from a US dollar appreciation if a large share of the exports of the economy receiving the spillovers is invoiced in US dollars, since it implies stronger

expenditure switching in its trading partners away from imports from the economy towards domestically produced goods in the rest of the world. In turn, net exports suffer less from US dollar appreciation if a large share of the imports of the economy receiving the spillovers is invoiced in US dollars, since it implies stronger expenditure switching away from imports from the rest of the world towards domestically produced goods.

#### Chart 17

VAR estimates of the global real GDP spillovers from US dollar appreciation and export-import US dollar invoicing share differentials



Source: Georgiadis, G and Schumann, B. (2019), "Dominant-currency pricing and the global output spillovers from US dollar appreciation", *ECB Working Paper*, No 2308. Note: The US dollar appreciation is induced by a positive demand shock in the United States in VAR models generally estimated for the time period from 1995 to 2018.

Against this conceptual background, let me focus on a policy-relevant empirical question: to what extent does monetary policy spill over between large economic areas, such as the United States and the euro area? Recent ECB research addresses this question, finding that US monetary policy has a larger effect on euro area financial markets than vice-versa (Chart 18).<sup>[34]</sup>

#### Chart 18

Estimated spillovers to euro area and US financial markets from Fed and ECB monetary policy tightening



Source: Ca' Zorzi, M. et al (2019), op. cit. Notes: The solid line shows the median spillover with 68% confidence bands. The left column shows the responses of euro area variables; the right column shows the responses of US variables. The corporate bond spread is defined as the option-adjusted spread between a corporate bond with BBB or lower investment grade rating and a government bond. The government bonds displayed are the German Bund for the euro area and the Treasury bonds for the United States. The stock index shown for the euro area is the EuroStoxx 50; the index for the United States is the S&P500.

A similar picture emerges for monetary policy spillovers to emerging economies. Here, the estimates again indicate that only US monetary policy affects financial markets in emerging economies (Chart 19). As shown by Şebnem Kalemlı-Özcan at the latest Jackson Hole conference, the evidence suggests that emerging economies are more vulnerable to spillovers from US monetary policy than advanced economies, since capital flows to the former group are more risk-sensitive.<sup>[35]</sup> In particular, she shows that a tightening of US monetary policy is associated with an increase in risk premia in asset prices in emerging economies, while those in advanced economies are

essentially unaffected.

## Chart 19

Estimated spillovers to global equity markets from Fed and ECB monetary policy tightening



Source: Ca' Zorzi, M. et al (2019), op. cit. Notes: The solid line shows the median impulse response with 68% bands.

While it may be that risk premia in advanced economies are not very sensitive to US monetary policy in general, these may nevertheless be affected by macro-financial conditions in emerging economies. The extent to which developments in emerging market economies reverberate in advanced economies depends on the extent to which policymakers in emerging economies employ countercyclical monetary and fiscal policies. A positive recent development is that the scope for countercyclical policies in many emerging economies has increased on the back of the development of local currency financial markets, the accumulation of substantial foreign reserves and a reduction in their net foreign-currency debt exposures.<sup>[36]</sup>

Finally, globalisation not only implies a greater potential for spillovers from shocks in one economy to the rest of the world, but also a greater potential for these spillovers to spill back to their origin. This is particularly important for those economies that generate the largest spillovers to the rest of the world. For example, and as discussed above, US monetary policy emits large spillovers to the rest of the world. If such large spillovers were accompanied by substantial spillbacks, the calibration of US monetary policy could incorporate these feedback loops. Similarly, the ECB also has to assess the quantitative significance of spillback mechanisms in setting monetary policy, which is the subject of ongoing research by ECB staff.<sup>[37]</sup> Of course, the strength of these spillover-spillback loops also depends on the monetary policy reaction functions in emerging economies: the interdependencies in monetary policy run in both directions.<sup>[38]</sup>

Finally, let me illustrate the importance of globalisation for monetary policy by discussing how external factors have made a significant contribution to the current slowdown in the euro area economy and, as a result, to the downward adjustment in the projected path of inflation. In turn, the deterioration in the inflation outlook prompted the further accommodative measures that we adopted in our recent monetary policy meeting.

For several quarters now, we have been facing a slowdown that can, in part, be ascribed to external factors (Chart 20). While uncertainty about the future of the international trading system is doubtless a key contributor, other factors are also contributing to weak international trade, such as the rebalancing of the Chinese economy away from export-oriented manufacturing towards domestically-oriented services sectors, and a maturing tech cycle which has affected key Asian economies through closely integrated supply

chains.<sup>[39]</sup>

## Chart 20

Euro area goods exports to countries outside the euro area

(volumes; 3-month moving averages, annual percentage changes; percentage point contribution)



Sources: Eurostat, ECB staff calculations. Note: July 2019 for the United States, China and Turkey and June 2019 for all other countries/regions. Latest observation: July 2019.

The international trade shock is especially relevant for the euro area manufacturing sector, given the high tradability of capital, intermediate and durable consumption goods. A geographical decomposition of the drivers of industrial production confirms this point, with external fluctuations playing a significant role in determining output in the euro area in the last eighteen months (Chart 21).

## Chart 21

Shock decomposition of euro area industrial production excluding construction

(year-on-year percentage changes)

Sources: Eurostat, Markit and ECB calculations. Notes: Shocks to industrial production are identified using the absolute magnitude restriction method (see De Santis, R.A. and Zimic, S. (2018), "Spillovers among sovereign debt markets: Identification by absolute magnitude restrictions", *Journal of Applied Econometrics*, Vol. 33, pp. 727-747), which assumes that the effect of the shock on the domestic economy at the time of impact is larger in absolute value than the magnitude of the foreign spillover. The PMI for world new export orders, which is a proxy for global trade, is assumed to react to countries' industrial production shocks with one lag. The overall sample period is from January 2007 to June 2019.

In contrast, the services sector has proved more resilient to recent global headwinds (Chart 22). The resilience of domestically-oriented services sectors points to continued robust domestic demand in the euro area. Still, potential risks of spillovers from weak manufacturing activity to the services sector need to be carefully monitored.

## Chart 22

Purchasing managers' index of manufacturing and services output

(diffusion index, 50 = no change)



Source: Markit.Latest observation: August 2019.

The adjustment for the growth outlook has been accompanied by a downward revision in projected inflation over our forecast horizon. Since the end of last year, we have seen successive and significant downward revisions to the inflation outlook, bringing down the 2021 inflation projection from 1.8 percent to 1.5 percent. Although wage growth has picked up, firms are currently absorbing cost increases in lower profit margins (Chart 23). Especially in the manufacturing sector, it is plausible that the reluctance to raise prices may in part be attributed to the weak level of external demand. Taking a longer-term perspective, the persistent current account surplus of the euro area in recent years may also have acted to dampen inflationary pressures, in view of the importance of domestic demand in price dynamics.<sup>[40]</sup>

Chart 23

GDP deflator and contributions

(annual percentage changes; percentage points)



Sources: Eurostat and ECB staff calculations.Latest observation: Q2 2019.

External factors have also been influential in determining financial conditions in the euro area, which are crucial when deciding on the appropriate monetary stance. For instance, Chart 25 shows the joint movement in ten-year bond yields for the United States and Germany. Both markets have seen a considerable decline in yields during 2019. A possible interpretation of this joint movement is that investors have downgraded estimates of trend global growth prospects, which feeds into lower estimates of equilibrium real rates and a reduction in expected inflation rates. In turn, investors expect central banks to react (both now and in the future) to lower growth and downside inflation risks through accommodative policy rates and balance sheet policies. Finally, as discussed earlier, the common factor in bond yields is reinforced by international arbitrage, by which lower yields in one currency area also put downward pressure on yields in other currency areas.

Taken together, the combination of weakness in the externally-oriented manufacturing sector but resilience in the services sector means that we expect the euro area economy to continue growing, albeit at a slower pace. In parallel, the inflation momentum from strong domestic demand and an improving labour market is being partly offset by the downward revision to manufacturing and aggregate output. In view of this disruption to the inflation path, the ECB Governing Council decided to strengthen its



accommodative policy stance in its September meeting.

Chart 25

Euro area and US long-term yields

(percentages)



Sources: Bloomberg and ECB. Latest observation: 20 September 2019.

In summary, the current economic situation vividly illustrates how global macroeconomic and financial developments can play a central role in influencing monetary policy decisions, even for major central banks. Simply put, global developments cannot be ignored, to the extent that external factors filter through to the outlook for domestic growth and inflation. Accordingly, globalisation requires central banks to pay increased attention to how foreign factors spill over to the domestic economy and financial system. At the same time, in the other direction, it is also necessary to incorporate the feedback loops by which domestic monetary policy decisions affect the global economy and global financial conditions, which in turn spill back to the domestic macro-financial configuration.

Finally, the international interdependencies in monetary policy decisions have been extensively studied in the context of the potential gains from international policy coordination and recently re-assessed in the light of the strength of the forces of globalisation and the low real interest rate environment.<sup>[41]</sup> While formal arrangements for routine international coordination in monetary policy are difficult to reconcile with the domestic mandates of central banks, they have shown their capacity for joint action during crisis periods. In addition, the quality of monetary policy decisions is enhanced by the extensive sharing of information and analysis throughout the global central banking community, through international fora such as the regular Basel meetings of the Bank for International Settlements and other multilateral organisations.

---

## [Press release – Hearing of Commissioner-designate Mariya Gabriel](#)

Political groups' coordinators from the committees will meet within 24 hours to assess the performance of Commissioner-designate Gabriel.

**Creating synergies and opportunities for youth**

During her introductory speech, Mariya Gabriel highlighted the importance of creating a European space of research, innovation, education, culture and sport and synergies between programmes in order to live up to Europeans expectations not least the young in terms of creating sustainable development and opportunities for young people.

The two committees were critical of the lack of reference to culture and research in the name of the Commissioner's portfolio.

Members of the Committee on Industry, Research and Energy underlined the necessity of an ambitious budget for the forthcoming Horizon Europe research programme in line with the [EP's position](#) and of involving the EP in its implementation.

MEPs from the Culture and Education Committee put forward questions on the budget of the Erasmus+ programme, calling on the Commissioner-designate to support the tripling of the budget. They also wanted to know how digitalisation can be useful for European heritage as well as how to best protect and guarantee access to culture and education for all cultural and language communities in Europe. Further questions underlined the necessity to promote audiovisual media from a cultural perspective.

[You can watch the video recording of the full hearing here.](#)

### **Press point**

At the end of the hearing, Committee Chairs [Adina Vălean \(EPP, RO\)](#) and [Sabine Verheyen \(EPP, DE\)](#) held a press point outside the meeting room: [watch it here](#)

### **Next steps**

Based on the committees' recommendations, the Conference of Presidents will decide on 17 October if Parliament has received sufficient information to declare the hearing process closed. If so, the plenary will vote on whether or not to elect the Commission as a whole on 23 October, in Strasbourg.

---

## **[Press release – Hearing of Commissioner-designate Phil Hogan](#)**

Political groups' coordinators from the committee will meet within 24 hours to assess the performance of Commissioner-designate Hogan.

### **Trade based on rules and fairness**

During his introductory speech, Mr Hogan called trade the "lifeblood of the European economy" that must provide real opportunities to Europeans, but "must also promote values, including climate action, sustainable development,

labour rights, and women's empowerment". The Irishman spoke in favour of a stable, predictable and rules-based multilateral trading system that focusses on climate action. The reform of the WTO is essential, he added

MEPs put forward questions on the EU-US trade relationship and possible ways ahead given the reluctance of the transatlantic partner to engage and the USA's willingness to impose tariffs. Several MEPs emphasised Parliament's demand to see EU trade deals better implemented and trading partners held to account, including in any future trade deal between the EU and the Mercosur countries. Members welcomed the creation of a Chief Trade Enforcement Officer post proposed by Ursula von der Leyen for this purpose.

Members also questioned the Commissioner-designate on his plans to ensure a fair and level playing field in digital commerce as opposed to competing with Chinese state-backed foreign companies. Others asked how he intends to support fair and ethical trade and mandatory due diligence in supply chains to exclude child labour and deforestation.

You can watch the [video recording of the full hearing here](#).

### **Next steps**

Based on the committees' recommendations, the Conference of Presidents will decide on 17 October if Parliament has received sufficient information to declare the hearing process closed. If so, the plenary will vote on whether or not to elect the Commission as a whole on 23 October, in Strasbourg.