

welters world™

A Government World Supplement

July - September 2023



welters world™

News and product updates from **welters®** organisation worldwide. A place to share our interesting work in agriculture with our heritage herds, historic site restoration, furniture design, stone manufacturing and much more.

welters®

ORGANISATION
WORLDWIDE


Design and Innovation



As part of our full umbrella package, **welters®** provide our own in-house inscription services.



We can inscribe the selected text or motif onto a large number of different material options.






The image on the left here shows an example bronze engraving plate and the image on the right shows an inscription on a curved granite surface.



The inscription services can be utilised to create memorials to loved ones, information boards, signage and decorative patterns, to name a few popular applications.



Whatever the preferred use, the inscription process creates long-lasting, precise and eye-catching finishes.





welters[®]
ORGANISATION
WORLDWIDE
Design and Innovation

Graphic ART[™]

welters® Side Charging Mausolea. An alternative to the traditional front charging units. The extra large fascia provides ample space for inscription and memorialisation.



The side charging mausolea units can be utilised to create retaining walls within embankment areas - achieving use out of land previously deemed unusable.



The units can form stand-alone family mausolea like this 6 interment example or can be combined with front charging units to form large community scale mausolea as below/right.



This image illustrates how the side charging units can be combined with front charging units to create a convex structure around a curved embankment.



The side charging mausolea units can be combined with any of our products to form a Cemetery Village. This image shows some of our memorials installed in front of a mausolea wall.



The pathways throughout our Cemetery Village schemes can be created using our stone grassmats as shown.



The grassmats provide a clean, dry surface for visitors to the cemetery section with the option of grass or gravel infill.



Additionally, the grassmats can be used as landings on earthen grave spaces or atop burial chambers. The 'holes' within the grassmats can be planted with wildflower (or other) seeds.



There are many uses for **welters**® grassmats outwith the bereavement industry. Such as walking paths or driveways (as shown) or in parks or gardens.





An example of Bronze Memorial Art - fabricated in Britain by welters®



welters®
ORGANISATION
WORLDWIDE
Concept Originators



Above and below ground full body interment options



Cremated remains interment features



Memorialised decorative sculptures

Visit us at www.welters-worldwide.com
Or contact us via email: admin@welters-worldwide.com


As well as the full body interment solutions shown on some of the previous pages, **welters**® offer creative options for cremated remains interments.



Our stone memorial orbs are available in different sizes to house 1, 2 or 4 sets of cremated remains. A zero interment option is also available as a memorial only.



The stone memorial orbs can be supplied with either stone or granite tablets which can be inscribed in memory of our loved ones.



To complement the stone interment orbs, we also supply ornamental orbs which comprise of a small stone 'ball' supporting a tall steel rod along with an inscribed steel profile.



Our stone memorial orbs can be installed in any cemetery or crematoria grounds, woodland walk, park or garden and work best in a 'scattered' configuration, creating a more natural look.




The orbs can be further enhanced by creating raised rockeries for them to be displayed within. Our boulders and standing stones work well with the orbs to create eye-catching areas.



Along with the stone orbs, welters supply a range of Woodland Orb Memorials. Designed to complement any woodland area, garden or memorial grounds.

Woodland Orbs
set in woodland at Whithaugh



Woodland Orbs set in woodland at Whithaugh

welters[®]
ORGANISATION
WORLDWIDE



The timber material used for the woodland orbs is sourced from natural windfall allowing each orb to be unique, for the interment of 1, 2 or 4 sets of cremated remains.



As the woodland orbs become established in their natural environment, they become home to mosses and insects, contributing to the wildlife and health of the area.






welters[®]
ORGANISATION
WORLDWIDE
Design and Innovation

Graphic ART[™]

welters® combine art, design & engineering to create attractive steel sculptures. This example is fitted to a stone & boulder base and offers inscription options on leaves & plaques.



The Tree of Life steel sculpture appears different from all angles and, as the branches sway gently in the wind, the leaves catch the light, enhancing the feature.





The Tree of Life feature can be constructed in small and large scale options with the lower branches spreading out to form roots to support the structures.





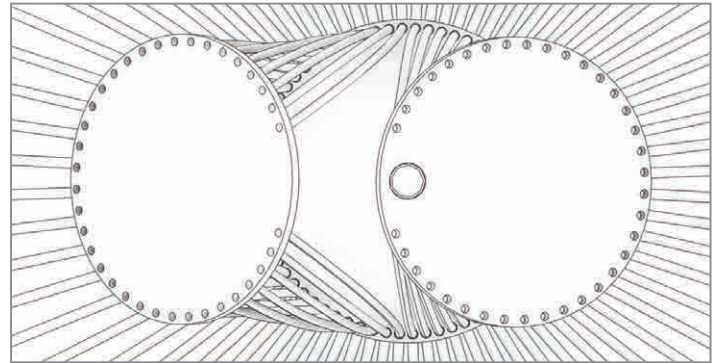
The leaves offer a wonderful opportunity for us to memorialise our loved one by inscribing their names and a loving message to fit to the Tree of Life.







The concept of the Tree of Life sculpture was sketched and designed on the computer, allowing all concepts and ideas to be discussed and developed prior to any manufacture of parts.






A variety of different options can be considered and discarded before a final option is further developed at which point, prototype parts are manufactured and tested.



Not all developed designs will be successful but once the prototype improving the overall design and ensuring success.




e has been tested, the design can be tweaked and modified,



Once the design is finalised, the final structure can be fully manufactured and installed.



With this installation, the design has been modified to incorporate a fountain feature. The water sprays out the top of the structure and down through the branches.



Although the leaves are fitted in 2 shades of green, the light reflecting off them makes them appear to be a multitude of different shades.



Over 300 leaves are shown on the structure with room for more once they have all been inscribed.



The Tree of Life structure truly lives up to its name as it proudly displays the hundreds of lives memorialised upon it.



The sound of the water from the fountain adds to the sensory enjoyment of the sculpture.



